



EuropeanPetFood

.....
Facts & Figures 2022
.....





Facts & Figures 2022

Contents

Facts & Figures European Overview 2022	02
<hr/>	
Facts & Figures by Country	
<hr/>	
European Dog Population	03
<hr/>	
European Cat Population	04
<hr/>	
European Ornamental Bird Population	05
<hr/>	
Estimated Number of European Aquaria	06
<hr/>	
European Small Mammal Population	07
<hr/>	
European Terraria Population	08
<hr/>	
% of European Households Owning at Least One Dog or One Cat	09

Facts & Figures European Overview 2022

TOP PETS IN EUROPE



CATS
127m



DOGS
104m



ORNAMENTAL
BIRDS
53m



SMALL
MAMMALS
29m



AQUARIA
22m



TERRARIA
11m



340m PETS IN EUROPE



91 MILLION HOUSEHOLDS
(46% of all households)

Estimated number of European households
owning at least one pet

Estimated number of European households
owning at least one cat or dog

EU **Europe**

Cats: 25% Cats: 26%

Dogs: 25% Dogs: 25%

Annual sales of pet food products **29.1bn** **10.5**
TURNOVER MILLION TONNES

Annual growth in volume **3.5%**

Annual growth rate of the pet food industry
(Average value of the past three years) **5.1%**

Related services and products **24.5bn**
(Accessories and services) (+ 4.5%)



150 Pet food companies

200 Plants (Est.)

EMPLOYMENT






























Est. direct employment: **118 000**

Est. indirect employment: **950 000**

Facts & Figures

European Dog Population



AUSTRIA		766 000
BELGIUM		2 029 000
BULGARIA*		750 000
CZECH REPUBLIC		2 211 000
DENMARK		617 000
ESTONIA*		235 000
FINLAND		781 000
FRANCE		7 600 000
GERMANY		10 600 000
GREECE		657 000
HUNGARY		2 172 000
IRELAND		495 000
ITALY		8 755 000
LATVIA*		270 000
LITHUANIA*		550 000
NETHERLANDS		1 500 000
NORWAY		494 000
POLAND		8 019 000
PORTUGAL		2 605 000
ROMANIA		4 193 000
RUSSIA		17 558 000
SLOVAKIA		915 000
SLOVENIA*		295 000
SPAIN		9 313 000
SWEDEN		1 044 000
SWITZERLAND		554 000
TURKEY		1 386 000
UKRAINE		4 984 000
UNITED KINGDOM		13 000 000
TOTAL EUROPE		104 348 000
TOTAL EU		66 866 000

* Bulgaria, Estonia, Latvia, Lithuania, Slovenia data taken from previous 2021 Facts & Figures report.
Data sourced via FEDIAF's National Association members.

Facts & Figures European Cat Population



AUSTRIA		2 047 000
BELGIUM		2 536 000
BULGARIA*		815 000
CZECH REPUBLIC		1 364 000
DENMARK		669 000
ESTONIA*		290 000
FINLAND		982 000
FRANCE		14 900 000
GERMANY		15 200 000
GREECE		608 000
HUNGARY		2 388 000
IRELAND		355 000
ITALY		10 228 000
LATVIA*		410 000
LITHUANIA*		605 000
NETHERLANDS		1 900 000
NORWAY		783 000
POLAND		7 125 000
PORTUGAL		1 795 000
ROMANIA		4 371 000
RUSSIA		23 150 000
SLOVAKIA		540 000
SLOVENIA*		455 000
SPAIN		5 859 000
SWEDEN		1 703 000
SWITZERLAND		1 793 000
TURKEY		4 660 000
UKRAINE		7 630 000
UNITED KINGDOM		12 000 000
TOTAL EUROPE		127 161 000
TOTAL EU		77 928 000

Facts & Figures

European Ornamental Bird Population



AUSTRIA		195 000
BELGIUM		331 000
BULGARIA*		45 000
CZECH REPUBLIC		69 000
DENMARK		202 000
ESTONIA*		N/A
FINLAND		56 000
FRANCE		5 800 000
GERMANY		4 900 000
GREECE		974 000
HUNGARY		412 000
IRELAND		92 000
ITALY		12 882 000
LATVIA*		N/A
LITHUANIA*		N/A
NETHERLANDS		230 000
NORWAY		195 000
POLAND		1 144 000
PORTUGAL		641 000
ROMANIA		292 000
RUSSIA		3 280 000
SLOVAKIA		32 000
SLOVENIA*		40 000
SPAIN		6 991 000
SWEDEN		309 000
SWITZERLAND		304 000
TURKEY		11 291 000
UKRAINE		784 000
UNITED KINGDOM		1 600 000
TOTAL EUROPE		53 091 000
TOTAL EU		35 832 000

Facts & Figures

Estimated number of European Aquaria





























AUSTRIA		310 000
BELGIUM		320 000
BULGARIA*		70 000
CZECH REPUBLIC		80 000
DENMARK		280 000
ESTONIA*		N/A
FINLAND		40 000
FRANCE		1 252 000
GERMANY		2 300 000
GREECE		90 000
HUNGARY		90 000
IRELAND		27 000
ITALY		1 500 000
LATVIA*		N/A
LITHUANIA*		N/A
NETHERLANDS		339 000
NORWAY		125 000
POLAND		380 000
PORTUGAL		83 000
ROMANIA		150 000
RUSSIA		3 750 000
SLOVAKIA		51 000
SLOVENIA*		35 000
SPAIN		691 000
SWEDEN		260 000
SWITZERLAND		380 000
TURKEY		850 000
UKRAINE		450 000
UNITED KINGDOM		8 000 000
TOTAL EUROPE		21 903 000
TOTAL EU		8 473 000



Facts & Figures

European Small Mammal Population

AUSTRIA		508 000
BELGIUM		1 026 000
BULGARIA*		60 000
CZECH REPUBLIC		186 000
DENMARK		373 000
ESTONIA*		N/A
FINLAND		157 000
FRANCE		2 800 000
GERMANY		4 900 000
GREECE		417 000
HUNGARY		398 000
IRELAND		162 000
ITALY		1 816 000
LATVIA*		N/A
LITHUANIA*		N/A
NETHERLANDS		346 000
NORWAY		169 000
POLAND		1 217 000
PORTUGAL		218 000
ROMANIA		93 000
RUSSIA		6 601 000
SLOVAKIA		46 000
SLOVENIA*		85 000
SPAIN		1 523 000
SWEDEN		494 000
SWITZERLAND		655 000
TURKEY		808 000
UKRAINE		899 000
UNITED KINGDOM		3 360 000
TOTAL EUROPE		29 317 000
TOTAL EU		16 994 000

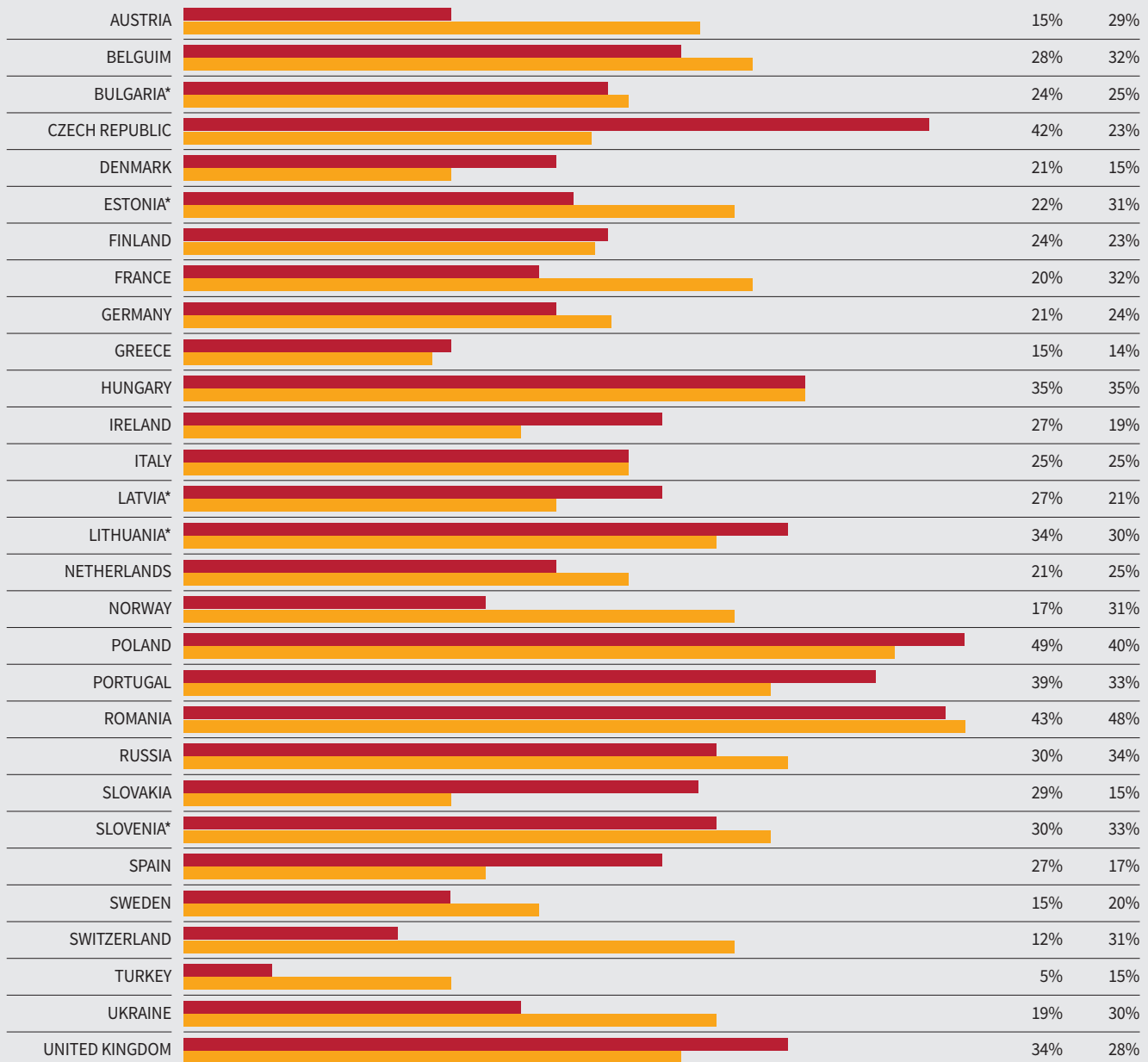
Facts & Figures European Terraria Population




AUSTRIA		129 000
BELGIUM		160 000
BULGARIA*		14 000
CZECH REPUBLIC		5 000
DENMARK		110 000
ESTONIA*		N/A
FINLAND		29 000
FRANCE		2 100 000
GERMANY		1 300 000
GREECE		6 000
HUNGARY		60 000
IRELAND		20 000
ITALY		1 366 000
LATVIA*		N/A
LITHUANIA*		N/A
NETHERLANDS		59 000
NORWAY		94 000
POLAND		215 000
PORTUGAL		39 000
ROMANIA		32 000
RUSSIA		1 076 000
SLOVAKIA		4 000
SLOVENIA*		3 500
SPAIN		1 464 000
SWEDEN		60 000
SWITZERLAND		27 000
TURKEY		157 000
UKRAINE		903 000
UNITED KINGDOM		2 200 000
TOTAL EUROPE		11 632 500
TOTAL EU		7 269 500

Facts & Figures

% of European Households Owning at Least One Dog or One Cat









EuropeanPetFood

Rue de l'Industrie
11 box 10
B-1000
Bruxelles

fediaf@fediaf.org

www.europeanpetfood.org